ACOMETIDA
POWER SUPPLY

3 x 400V + N + PE	3 x 230V + PE
CABLE: 5 x 4 mm²	CABLE: 4 x 4 mm²
FUSE: 32A CURVE D	FUSE: 40A CURVE D

DEJAR SOBRANTE DE 1m.
1m. OVERHANG

CONDUCTO A CONSOLA Ø50 mm.
NO UTILIZAR CODOS RECTOS
CONDUIT TO CONSOLE Ø50 mm.
DON'T USE 90° TUB

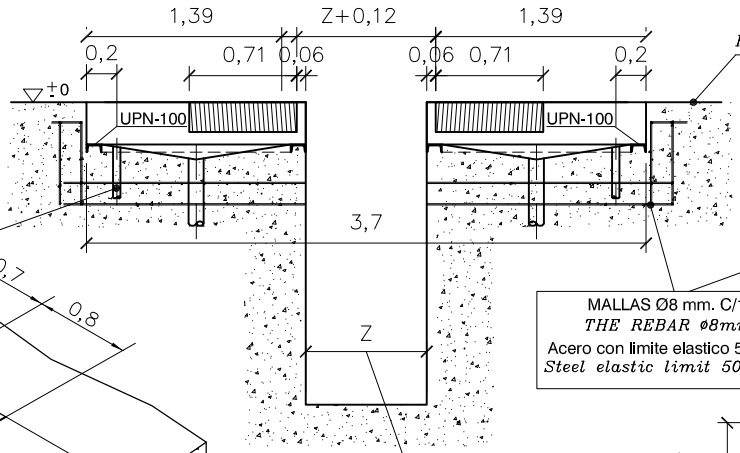

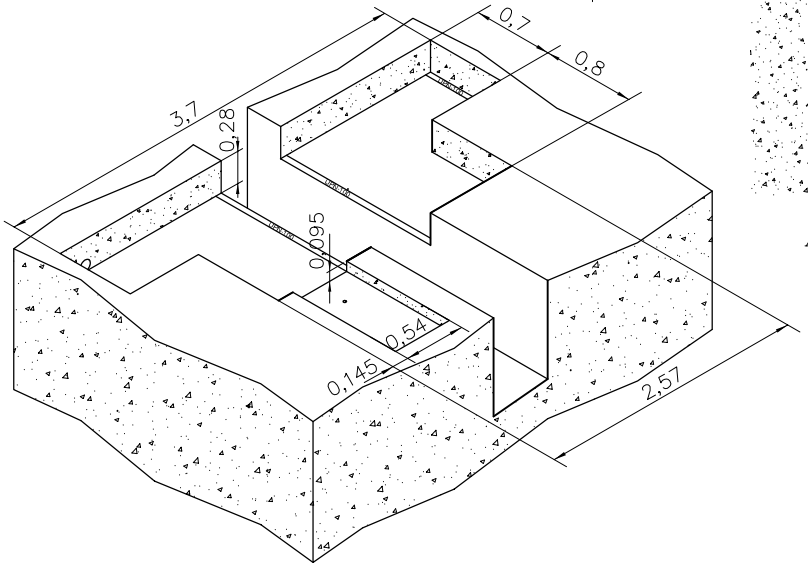

COTA SUELO
FLOOR LEVEL

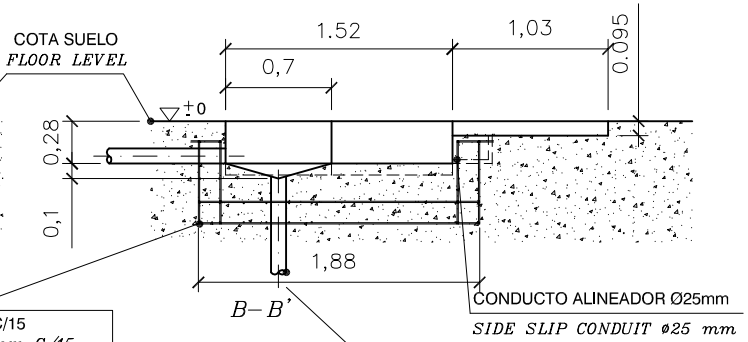

CONDUCTO ALINEADOR Ø25mm
SIDE SLIP CONDUIT Ø25 mm

MALLAS Ø8 mm. C/15
THE REBAR Ø8mm C/15.
Acero con limite elastico 5000kg/cm2
Steel elastic limit 5000kg/cm2

ANCHO DEL FOSO DE INSPECCIÓN
WIDTH OF INSPECTION PIT

DESAGÜE SI ES NECESARIO
Seguir las normas de salida de aguas para la construcción.
WATER DRAINAGE IF REQUIRED

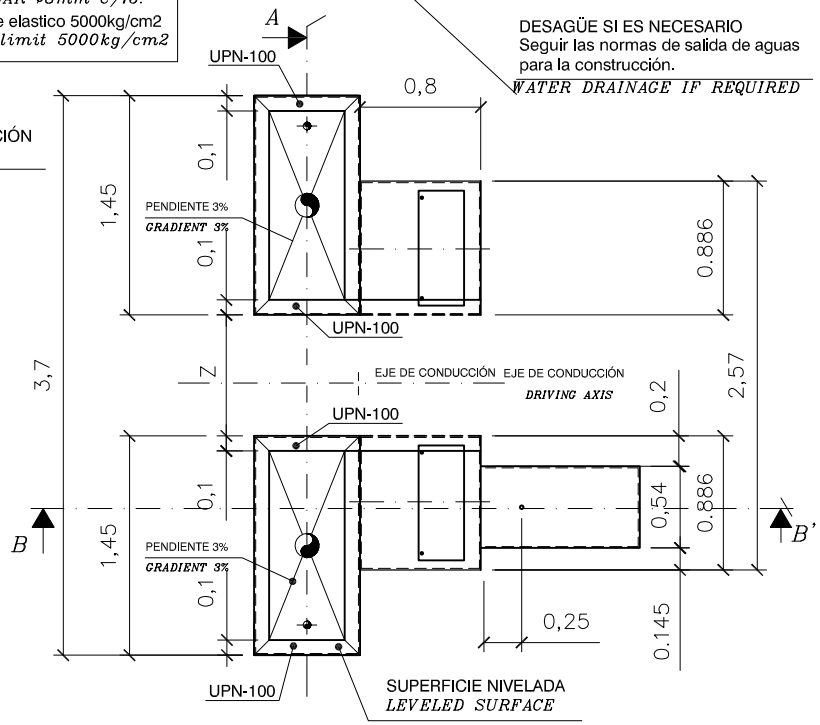

RECOMENDAMOS LA UTILIZACIÓN DE UN MARCO DE ACERO PARA PROTEGER LOS BORDES DE HORMIGÓN

WE RECOMENDED ANGLE STEEL PIT FRAME AS EDGE PROTECTION

ESCALA: 1:75

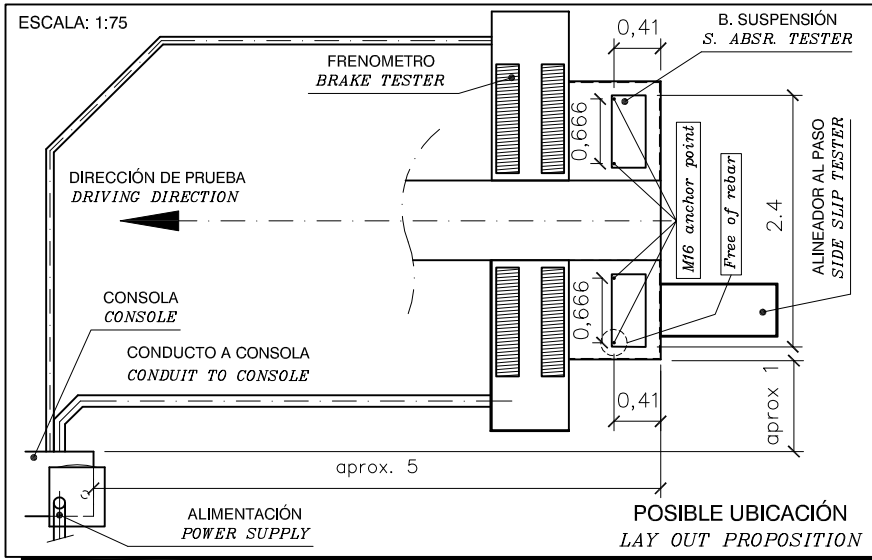

POSIBLE UBICACIÓN
LAY OUT PROPOSITION

ATENCIÓN: ANCLAR BANCO DE SUSPENSIONES AL SUELO.
ATTENTION: FIX SHOCK ABSORBER TESTER ON FLOOR.

COTAS EN METROS
DIMENSIONS IN METERS

VTEQ 3001 (Brak 3011-Eusa 3014-Slip 3010)

Foundation

SCALE: 1:50

	NAME	DATE
DRAWN:	M.Félez	08/05/15
CHECKED:	M.Félez	26/05/2016

NUMBER DRAWING: D12–V31001

VER. 0